



WIRELESS USER MANUAL

KZ-105UM


Charging:

Connect the USB charging cable to the port in the bottom of the right earcup and the USB end to a Device capable of USB charging. The light will glow RED while charging and shut off when fully charged.

Power On and Off Headset:

To Power On, press and hold the multifunction key  about three seconds. You will hear a “Power On” voice prompt and the blue indicator light flashes and will connect to the last paired device. If you have never paired the headset then you will need to pair it to a device. To Power Off, press and hold the multifunction key  about five seconds. You will hear a “Power Off” voice prompt.

Pairing:

1. Ensure that your music player or phone is switched on and you have enabled the Bluetooth® function.
2. Power on the headset by press and hold the multifunction key  about five seconds. You will hear a “Power On” voice prompt and then a “Ready to Pair” voice prompt and the indicator light will flash blue then red and the headset is ready to pair to your device.
3. Go to your Bluetooth® feature on your music player or phone, and set it to search for Bluetooth® devices.
4. Select “Krankz” from the list of found devices on your music player or phone.
5. If necessary, enter the passcode 0000 to pair and connect the headset to your device.

Volume:

1. press "+" volume up
2. press "-" volume down

Function Keys:

1. Rewind button "⏮"
2. Forward button "⏭"
3. play/pause, multi-function key "⏸"
4. volume up "+"
5. volume down "-"



Play music:

1. You must match and connect your headset with the devices which support A2DP bluetooth operating mode and have the music player supporting such operating mode.
2. Press "⏮" to play previous track
3. Press "⏭" to play next track
4. Press one "⏸" to pause and another "⏸" to play

Answer call:

1. When the headset is connected to the compatible mobile device, answer calls in normal way: Press one "⏸" to answer the call and another "⏸" to hang up the call; Long press "⏸" for 2 seconds to callback the current number.

Product:

Krankz™ makes it easy so you can make and receive calls hands-free with your compatible mobile phone while listening to your favorite music.

Specifications:

The headset is compliant with the Bluetooth® Specification 2.1 + EDR support the following profiles: HSP, HFP, A2DP, AVRCP.

1. Battery: 3.7 Vdc Lithium-Ion Polymer Battery
2. Talk & Play time: About 24 Hours
3. Standby Time: 30 Days
4. Charging Time: 4 Hours
5. Frequency Response: 20-20kHz
6. Bluetooth®
7. Range: 10meters (33ft)

Packaging:

- | | |
|-----------------------|-------|
| 1. Krankz™ Headset | 1 Ea. |
| 2. USB Charging Cable | 1 Ea. |
| 3. User Manual | 1 Ea. |

